

Format of Holding of Specified Securities

1 Name of the Listed entity: **KANCO ENTERPRISES LIMITED**  
2 Scrip Code /Name of Scri/ Class of Security : CSE - 21381/10021381 .BSE - 590084/KANCOENT, EQUITY  
3 Share Holding Pattern filed under Reg 31(1)(b) for Quarter ended : **30.09.2017**

4 **DECLARATION** : The Listed Entity is required to submit the following declaration to the extent of Submission of information :

<b>Particulars</b>		
1	Whether the Listed Entity has issued any partly paid up shares ?	<b>NO</b>
2	Whether the Listed Entity has issued any Convertible Securities or Warrants ?	<b>NO</b>
3	Whether the Listed Entity has any shares against which Depository receipts are issued ?	<b>NO</b>
4	Whether the Listed Entity has any shares in locked-in ?	<b>NO</b>
5	Whether any shares held by Promoters are pledged or otherwise encumbered ?	<b>YES</b>




Table I - Summary Statement holding of specified securities

Category code (I)	Category and Name of the shareholders (II)	Number of shareholders (III)	No. of fully paid up equity shares held (IV)	Partly paid-up equity shares held (V)	No. of shares underlying Depository Receipts (VI)	Total Nos. shares held (VII) = (IV)+(V)+(VI)	Shareholding % calculate as per SCRR 1957 As a % of (A+B+C2) (VIII)	No of voting Rights held in each class of securities (IX)			No of shares underlying convertible securities (including warrants) (X)	Shareholding as a % assuming full conversion of convertible securities as a % of diluted share capital (XI)=(VII)+(X) as a % of A+B+C2	Number of Locked in shares (XII)		Number of shares pledged or otherwise encumbered (XIII)		Number of Shares held in dematerialized form (XIV)
								Class X	Class Y	Total			No. (a)	As a % of total shares held (b)	No. (a)	As a % of total shares held (b)	
(A)	Promoter and Promoter Group	6	11200274	0	0	11200274	62.465	0	0	0	62.47	0	0.000	5400636	48.22	11200274	
(B)	Public	16736	6730100	0	0	6730100	37.535	0	0	0	37.53	0	0.000	0	0.00	5703769	
(C)	Non Promoter - Non Public	0	0	0	0	0	0.000	0	0	0	0.00	0	0.000	0	0.00	0	
(C1)	Shares underlying DFS	0	0	0	0	0	0.000	0	0	0	0.00	0	0.000	0	0.00	0	
(C2)	Shares held by Employee Trusts	0	0	0	0	0	0.000	0	0	0	0.00	0	0.000	0	0.00	0	
	Total	16804	17530374	0	0	17530374	100.000	0	0	0	100.00	0	0.000	5400636	30.12	16904073	




Table II - Statement showing Shareholding Pattern of the Promoter and Promoter Group

Category code	Category and name of the shareholders (i)	PAN (ii)	Number of shareholders (iii)	No. of fully paid up equity shares held (iv)	Partly paid-up equity shares held (v)	No. of shares underlying Depository Receipts (vi)	Total Nos. shares held (vii) = (iv)+(v)+(vi)	Shareholding % calculate as per SCRR 1987 As a % of (A+B+C) (viii)	No of voting Rights held in each class of securities (ix)			No of shares underlying convertible securities (including share warrants) (x)	Shareholding as a % assuming full conversion of convertible securities as a % of diluted share capital (xi) = as a % of A+B+Cz	Locked in shares (xii)		Number of shares pledged or otherwise encumbered (xiii)		Number of Shares held in dematerialized form (xiv)	
									Class X	Class Y	Total			No.	As a % of total shares held (b)	No.	As a % of total shares held (b)		
1	Indian																		
(a)	Individuals/Hindu Undivided Family		1	4008929	0	0	4008929	22.358	4008929	0	4008929	22.358	0	22.36	0	0.00	0	0.00	4008929
(b)	LYRANG KANORAN	AGEPXE371A		4008929	0	0	4008929	22.358	4008929	0	4008929	22.358	0	22.36	0	0.00	0	0.00	4008929
(c)	Central Government/State Government(s)																		
(d)	Financial Institutions / Banks																		
(e)	Any Other (Specify)		7	7191345	0	0	7191345	40.107	7191345	0	7191345	40.107	0	40.11	0	0.00	5400636	75.089	7191345
	D BERRY RESOURCES PVT LTD	AAAGC0483H		1326429	0	0	1326429	7.40	1326429	0	1326429	7.40	0	7.40	0	0.00	788406	59.29	1326429
	S T INVESTMENTS PVT LTD	AAAGC0724A		1528150	0	0	1528150	8.52	1528150	0	1528150	8.52	0	8.52	0	0.00	1528150	100.00	1528150
	KANCO TEA & INDUSTRIES LTD	AAAGC2085A		3314291	0	0	3314291	18.48	3314291	0	3314291	18.48	0	18.48	0	0.00	3086080	83.11	3314291
	E T RESOURCES PVT LTD	AAAGC5655N		422895	0	0	422895	2.36	422895	0	422895	2.36	0	2.36	0	0.00	0	0.00	422895
	INNOVA PROPERTIES PRIVATE LTD	AAAGC1660H		120000	0	0	120000	0.67	120000	0	120000	0.67	0	0.67	0	0.00	0	0.00	120000
	FACTCOM INVESTMENTS PVT LTD	AAAGC3731G		64505	0	0	64505	0.53	64505	0	64505	0.53	0	0.53	0	0.00	0	0.00	64505
	NIDHI PVT LTD	AAAGC0126G		385075	0	0	385075	2.15	385075	0	385075	2.15	0	2.15	0	0.00	0	0.00	385075
	<b>Sub Total (A1)</b>		<b>8</b>	<b>11200274</b>	<b>0</b>	<b>0</b>	<b>11200274</b>	<b>62.465</b>	<b>11200274</b>	<b>0</b>	<b>11200274</b>	<b>62.465</b>	<b>0</b>	<b>62.47</b>	<b>0</b>	<b>0.00</b>	<b>5400636</b>	<b>48.219</b>	<b>11200274</b>
2	Foreign																		
(a)	Individuals (Non-Resident Individuals/Foreign Individuals)		0	0	0	0	0	0.000	0	0	0	0.000	0	0.00	0	0.00	0	0.000	0
(b)	Government		0	0	0	0	0	0.000	0	0	0	0.000	0	0.00	0	0.00	0	0.000	0
(c)	Institutions		0	0	0	0	0	0.000	0	0	0	0.000	0	0.00	0	0.00	0	0.000	0
(d)	Foreign Portfolio Investor		0	0	0	0	0	0.000	0	0	0	0.000	0	0.00	0	0.00	0	0.000	0
(e)	Any Other (Specify)		0	0	0	0	0	0.000	0	0	0	0.000	0	0.00	0	0.00	0	0.000	0
	<b>Sub Total (A2)</b>		<b>0</b>	<b>0</b>	<b>0</b>	<b>0</b>	<b>0</b>	<b>0.000</b>	<b>0</b>	<b>0</b>	<b>0</b>	<b>0.000</b>	<b>0</b>	<b>0.00</b>	<b>0</b>	<b>0.00</b>	<b>0</b>	<b>0.000</b>	<b>0</b>
	<b>Total Shareholding of Promoter and Promoter Group (A) = (A1)+(A2)</b>		<b>8</b>	<b>11200274</b>	<b>0</b>	<b>0</b>	<b>11200274</b>	<b>62.465</b>	<b>11200274</b>	<b>0</b>	<b>11200274</b>	<b>62.465</b>	<b>0</b>	<b>62.47</b>	<b>0</b>	<b>0.00</b>	<b>5400636</b>	<b>48.219</b>	<b>11200274</b>




Table III - Statement showing Shareholding Pattern of the Public shareholder

Category code	Category of the shareholders (i)	PAN (ii)	Number of shareholders (iii)	No. of fully paid up equity shares held (iv)	Partly paid-up equity held (v)	No. of shares underlying Depository Receipts (vi)	Total Nos. shares held (vii) = (iv)+(v)+(vi)	Shareholding % as per SCRR 1957 As a % of (A+B+C2) (viii)	No. of voting Rights held in each class of securities (ix)			No. of shares underlying convertible Securities (including warrants) (x)	Shareholding as a % assuming full conversion of convertible securities as a % of diluted share capital (xi) = (A+B+C2)	Number of Locked in shares (xii)		Number of shares pledged or otherwise encumbered (xiii)		Number of Shares held in dematerialized form (xiv)
									Class X	Class Y	Total			No.	As a % of total shares held (a)	No.	As a % of total shares held (b)	
1	Mutual Funds/UTI		7	54183	0	0	54183	0.302	54183	0	0.30	0	0.000	0	0.000	0	0.000	52685
(a)	Venture Capital Funds		0	0	0	0	0	0.000	0	0	0.000	0	0.000	0	0.000	0	0.000	0
(b)	Alternate Investment Funds		0	0	0	0	0	0.000	0	0	0.000	0	0.000	0	0.000	0	0.000	0
(c)	Foreign Venture Capital Investors		0	0	0	0	0	0.000	0	0	0.000	0	0.000	0	0.000	0	0.000	0
(d)	Foreign Portfolio Investors		0	0	0	0	0	0.000	0	0	0.000	0	0.000	0	0.000	0	0.000	0
(e)	Financial Institutions / Banks		3	1300	0	0	1300	0.007	1300	0	0.01	0	0.000	0	0.000	0	0.000	100450
(f)	Insurance Companies		4	100450	0	0	100450	0.560	100450	0	0.56	0	0.000	0	0.000	0	0.000	0
(g)	Provident Funds / Pension Funds		0	0	0	0	0	0.000	0	0	0.000	0	0.000	0	0.000	0	0.000	0
(h)	Any Other (Specify)		0	0	0	0	0	0.000	0	0	0.000	0	0.000	0	0.000	0	0.000	0
	<b>Sub Total (B)(1)</b>		<b>14</b>	<b>155933</b>	<b>0</b>	<b>0</b>	<b>155933</b>	<b>0.870</b>	<b>155933</b>	<b>0</b>	<b>0.87</b>	<b>0</b>	<b>0.000</b>	<b>0</b>	<b>0.000</b>	<b>0</b>	<b>0.000</b>	<b>153135</b>
(2)	Central Government/State Government/President of India		1	14976	0	0	14976	0.084	14976	0	0.08	0	0.000	0	0.000	0	0.000	0
	<b>Sub Total (B)(2)</b>		<b>1</b>	<b>14976</b>	<b>0</b>	<b>0</b>	<b>14976</b>	<b>0.084</b>	<b>14976</b>	<b>0</b>	<b>0.08</b>	<b>0</b>	<b>0.000</b>	<b>0</b>	<b>0.000</b>	<b>0</b>	<b>0.000</b>	<b>0</b>
3	Non-institutions		0	0	0	0	0	0.000	0	0	0.000	0	0.000	0	0.000	0	0.000	0
(a)	Individuals - shareholders holding nominal share capital up to Rs 2 Lakh		16652	2305475	0	0	2305475	12.858	2305475	0	12.86	0	0.000	0	0.000	0	0.000	1316514
(b)	Individual shareholders holding nominal share capital in excess of Rs. 2 Lakh		15	1250262	0	0	1250262	6.973	1250262	0	6.97	0	0.000	0	0.000	0	0.000	1250262
(c)	DEEPAJI KUMAR LOHA		1	261570	0	0	261570	1.459	261570	0	1.46	0	0.000	0	0.000	0	0.000	261570
(d)	RAJ KUMAR LOHA		1	237087	0	0	237087	1.322	237087	0	1.32	0	0.000	0	0.000	0	0.000	237087
(e)	DEEPA BAGSA		1	319404	0	0	319404	1.781	319404	0	1.78	0	0.000	0	0.000	0	0.000	319404
(f)	NEFCs registered with RBI		0	0	0	0	0	0.000	0	0	0.000	0	0.000	0	0.000	0	0.000	0
(g)	Employee Trusts		0	0	0	0	0	0.000	0	0	0.000	0	0.000	0	0.000	0	0.000	0
(h)	Co-operative Societies (holding DRs) (balancing figure)		0	0	0	0	0	0.000	0	0	0.000	0	0.000	0	0.000	0	0.000	0
(i)	Any Other (Specify)		0	0	0	0	0	0.000	0	0	0.000	0	0.000	0	0.000	0	0.000	0
	<b>Sub Total (B)(3)</b>		<b>105</b>	<b>2996906</b>	<b>0</b>	<b>0</b>	<b>2996906</b>	<b>16.714</b>	<b>2996906</b>	<b>0</b>	<b>16.71</b>	<b>0</b>	<b>0.000</b>	<b>0</b>	<b>0.000</b>	<b>0</b>	<b>0.000</b>	<b>2996906</b>
(4)	SOUTHERN LEASE FINANCE LIMITED		1	2500000	0	0	2500000	13.942	2500000	0	13.94	0	0.000	0	0.000	0	0.000	2500000
	<b>Sub Total (B)(4)</b>		<b>1</b>	<b>2500000</b>	<b>0</b>	<b>0</b>	<b>2500000</b>	<b>13.942</b>	<b>2500000</b>	<b>0</b>	<b>13.94</b>	<b>0</b>	<b>0.000</b>	<b>0</b>	<b>0.000</b>	<b>0</b>	<b>0.000</b>	<b>2500000</b>
(5)	CREDWAYN HOLDINGS INDIA		1	190711	0	0	190711	1.06	190711	0	1.06	0	0.000	0	0.000	0	0.000	190711
	<b>Sub Total (B)(5)</b>		<b>1</b>	<b>190711</b>	<b>0</b>	<b>0</b>	<b>190711</b>	<b>1.06</b>	<b>190711</b>	<b>0</b>	<b>1.06</b>	<b>0</b>	<b>0.000</b>	<b>0</b>	<b>0.000</b>	<b>0</b>	<b>0.000</b>	<b>190711</b>
(6)	Non-repat		8	6371	0	0	6371	0.035	6371	0	0.03	0	0.000	0	0.000	0	0.000	759
(a)	Repat		1	177	0	0	177	0.001	177	0	0.00	0	0.000	0	0.000	0	0.000	177
(b)	Off		0	0	0	0	0	0.000	0	0	0.00	0	0.000	0	0.000	0	0.000	0
(c)	Trust		0	0	0	0	0	0.000	0	0	0.00	0	0.000	0	0.000	0	0.000	0
(d)	Clearing Member		0	0	0	0	0	0.000	0	0	0.00	0	0.000	0	0.000	0	0.000	0
	<b>Sub Total (B)(6)</b>		<b>16781</b>	<b>6559191</b>	<b>0</b>	<b>0</b>	<b>6559191</b>	<b>36.581</b>	<b>6559191</b>	<b>0</b>	<b>36.58</b>	<b>0</b>	<b>0.000</b>	<b>0</b>	<b>0.000</b>	<b>0</b>	<b>0.000</b>	<b>6559191</b>
	<b>Sub Total (B)(7)</b>		<b>16796</b>	<b>6730100</b>	<b>0</b>	<b>0</b>	<b>6730100</b>	<b>37.535</b>	<b>6730100</b>	<b>0</b>	<b>37.53</b>	<b>0</b>	<b>0.000</b>	<b>0</b>	<b>0.000</b>	<b>0</b>	<b>0.000</b>	<b>5703799</b>




Table IV - Statement showing Shareholding Pattern of the Non Promoter - Non Public shareholder

Category code	Category and Name of the shareholders (i)	PAN (ii)	Number of shareholders (iii)	No. of fully paid up equity shares held (iv)	Partly paid-up equity held (v)	No. of shares underlying Depository Receipts (vi)	Total Nos. shares held (vii) = (iv)+(v)+(vi)	Shareholding % calculate as per SCRR 1957 As a % of (A+B+C2) (viii)	No of voting Rights held in each class of securities (ix)			No of shares underlying convertible securities (including warrants) (x)	Shareholding as a % assuming full conversion of convertible securities (as a % of diluted share capital) (xi) = as a % of A+B+C2	Number of Locked in shares (xii)		Number of shares pledged or otherwise encumbered (xiii)		Number of Shares of Shares held in dematerialized form (xiv)
									No of voting Class X	No of voting Class Y	Total a % Total voting rights			No. (a)	As a % of total shares held (b)	No. (a)	As a % of total shares held (b)	
(1)	Customer/ DR Holder		0	0	0	0	0	0.000	0	0	0	0	0	0	0	0	0	0
(2)	(Share Based Employee Benefit) Regulations, 2014)		0	0	0	0	0	0.000	0	0	0	0	0	0	0	0	0	0
	Total Non-Promoter-Non Public Shareholding (C) = (C1)+(C2)		0	0	0	0	0	0.000	0	0	0	0	0	0	0	0	0	0

