

Format of Holding of Specified Securities

- 1 Name of the Listed entity: **KANCO ENTERPRISES LIMITED**
- 2 Scrip Code /Name of Scri/ Class of Security : **CSE - 21381/10021381 , EQUITY**
- 3 Share Holding Pattern filed under Reg 31(1)(b) for Quarter ended : **31.03.2017**
- 4 **DECLARATION** : The Listed Entity is required to submit the following declaration to the extent of Submission of information :

Particulars	
1	Whether the Listed Entity has issued any partly paid up shares ?
2	Whether the Listed Entity has issued any Convertible Securities or Warrants ?
3	Whether the Listed Entity has any shares against which Depository receipts are issued ?
4	Whether the Listed Entity has any shares in locked-in ?
5	Whether any shares held by Promoters are pledged or otherwise encumbered ?

NO

NO

NO

NO

YES




Table I - Summary Statement holding of specified securities

Category code (I)	Category and Name of the shareholders (II)	Number of shareholders (III)	No. of fully paid up equity shares held (IV)	Partly paid-up equity shares held (V)	No. of shares underlying Depository Receipts (VI)	Total Nos. shares held (VII) = (IV)+(V)+(VI)	Shareholding % as per SCRR 1957 As a % of (A+B+C2) (VIII)	No. of voting Rights held in each class of securities (IX)			No of shares underlying convertible Securities (including warrants) (X)	Shareholding as a % assuming full conversion of convertible securities as a % of diluted share capital (XI) = (VII)+(X) as a % of A+B+C2	Number of Locked in shares (XII)		Number of shares pledged or otherwise encumbered (XIII)	Number of Shares held in dematerialized form (XIV)
								Class X	Class Y	Total			No. (a)	As a % of total shares held (b)		
(A)	Promoter and Promoter Group	8	11200274	0	0	11200274	62.465	11200274	0	11200274	62.465	0	0.000	5400636	48.22	11200274
(B)	Public	16540	6730100	0	0	6730100	37.535	6730100	0	6730100	37.535	0	0.000	0	0.00	5701697
(C)	Non Promoter - Non Public	0	0	0	0	0	0.000	0	0	0	0.000	0	0.000	0	0.00	0
(C1)	Shares underlying DRs	0	0	0	0	0	0.000	0	0	0	0.000	0	0.000	0	0.00	0
(C2)	Shares held by Employee Trusts	0	0	0	0	0	0.000	0	0	0	0.000	0	0.000	0	0.00	0
	Total	16548	17930374	0	0	17930374	100.000	17930374	0	17930374	100.000	0	0.000	5400636	30.12	16901971



Table II - Statement showing Shareholding Pattern of the Promoter and Promoter Group

Category code	Category and Name of the shareholders (i)	PAN (ii)	Number of shareholders (iii)	No. of fully paid-up equity shares held (iv)	Partly paid-up equity shares held (v)	No. of shares underlying Depository Receipts (vi)	Total Nos. shares held (vii) = (iv) + (v) + (vi)	Shareholding % calculate as per SCRR 1957 As a % of (A+B+C) (viii)	No of voting Rights held in each class of securities (ix)			No of Shares underlying securities (including warrants) (x)	Shareholding as a % assuming full conversion of convertible securities as a % of diluted capital (xi) as a % of A+B+C2	Number of Locked in shares (xii)		Number of shares pledged or otherwise encumbered (xiii)		Number of Shares held in dematerialized form (xiv)	
									Class X	Class Y	Total			(a)	(b)	(c)	(d)		(e)
1	Indian																		
(a)	Individual/Hindu Undivided Family		1	4008929	0	0	4008929	22.358	4008929	0	4008929	22.358	0	22.358	0	0.00	0	0.00	4008929
(b)	Central Government/State Government(s)	AGEP08971A		4008929	0	0	4008929	22.358	4008929	0	4008929	22.358	0	22.358	0	0.00	0	0.00	4008929
(c)	Financial institutions / Banks																		
(d)	Any Other (specify)																		
	(i) Body Corporate		7	7191345	0	0	7191345	40.107	7191345	0	7191345	40.107	0	40.11	0	0.00	5400636	75.099	7191345
	COSMOS RESOURCES PVT LTD	AABCC0493K		1326426	0.00	0.00	1326426	7.40	1326426	0.00	1326426	7.40	0.00	7.40	0.00	0.00	76408	59.29	1326426
	B T INVESTMENTS PVT LTD	AABCB0774A		1528150	0.00	0.00	1528150	8.52	1528150	0.00	1528150	8.52	0.00	8.52	0.00	0.00	1528150	100.00	1528150
	KANCO TEA & INDUSTRIES LTD	AABCE5653J		3314291	0.00	0.00	3314291	18.48	3314291	0.00	3314291	18.48	0.00	18.48	0.00	0.00	3065000	93.11	3314291
	E T RESOURCES PVT LTD	AABCE5653J		422895	0.00	0.00	422895	2.36	422895	0.00	422895	2.36	0.00	2.36	0.00	0.00	0	0.00	422895
	INNOVA PROPERTIES PRIVATE LTD	AAACE5690RT		120000	0.00	0.00	120000	0.67	120000	0.00	120000	0.67	0.00	0.67	0.00	0.00	0	0.00	120000
	FACTCON INVESTMENTS PVT LTD	AAACE5731G		84505	0.00	0.00	84505	0.53	84505	0.00	84505	0.53	0.00	0.53	0.00	0.00	0	0.00	84505
	NIDHI PVT LTD	AABCA0129S		385075	0.00	0.00	385075	2.15	385075	0.00	385075	2.15	0.00	2.15	0.00	0.00	0	0.00	385075
2	Foreign		8	11200274	0	0	11200274	62.465	11200274	0	11200274	62.465	0	62.47	0	8.89	5400636	48.219	11200274
(a)	Individual (Non-Resident)																		
(b)	Individuals/Foreign Individuals		0	0	0	0	0	0.000	0	0	0	0.000	0	0.00	0	0.00	0	0.000	0
(c)	Government		0	0	0	0	0	0.000	0	0	0	0.000	0	0.00	0	0.00	0	0.000	0
(d)	Institutions		0	0	0	0	0	0.000	0	0	0	0.000	0	0.00	0	0.00	0	0.000	0
(e)	Foreign Portfolio Investor		0	0	0	0	0	0.000	0	0	0	0.000	0	0.00	0	0.00	0	0.000	0
(f)	Any Other (specify)		0	0	0	0	0	0.000	0	0	0	0.000	0	0.00	0	0.00	0	0.000	0
(g)	Sub Total (A+B)		0	0	0	0	0	0.000	0	0	0	0.000	0	0.00	0	0.00	0	0.000	0
(h)	Total Shareholding of Promoter and Promoter Group (A)-(A)+(B)-(B)		8	11200274	0	0	11200274	62.465	11200274	0	11200274	62.465	0	62.47	0	8.89	5400636	48.219	11200274




Table III - Statement showing Shareholding Pattern of the Public shareholder

Category code	Category and Name of the shareholders (I)	PAN (II)	Number of shareholders (III)	No. of fully paid-up equity shares held (IV)	Partly paid-up equity shares held (V)	No. of shares underlying Depository Receipts (VI)	Total Nos. shares held (VII = (IV)+(V)+(VI))	Shareholding % calculated as per SCRR 1957 As a % of (A+B+C+D) (VIII)	No. of shares underlying convertible securities (including warrants) (IX)	Shareholding as a % assuming full conversion of convertible securities as a % of diluted share capital (X) = as a % of A+B+C+D		No. of Locked in shares		Number of shares pledged or otherwise encumbered		Number of Shares held in dematerialized form (XIV)
										(a)	(b)	(a)	(b)	(a)	(b)	
1	Institutions															
(a)	Mutual Funds/UTI		7	54183	0	0	54183	0.302	0	0.30	0	0	0	0	0	52865
(b)	Venture Capital Funds		0	0	0	0	0	0.000	0	0.000	0	0	0	0	0	0
(c)	Alternate Investment Funds		0	0	0	0	0	0.000	0	0.000	0	0	0	0	0	0
(d)	Foreign Venture Capital Investors		0	0	0	0	0	0.000	0	0.000	0	0	0	0	0	0
(e)	Foreign Portfolio Investors		0	0	0	0	0	0.000	0	0.000	0	0	0	0	0	0
(f)	Financial Institutions / Banks		0	0	0	0	0	0.000	0	0.000	0	0	0	0	0	0
(g)	Insurance Companies		3	1300	0	0	1300	0.007	0	0.01	0	0	0	0	0	0
(h)	Provident Funds / Pension Funds		0	100450	0	0	100450	0.560	0	0.56	0	0	0	0	0	100450
(i)	Any Other (Specify)		0	0	0	0	0	0.000	0	0.000	0	0	0	0	0	0
	Sub Total (B)(1)		14	155933	0	0	155933	0.870	0	0.87	0	0	0	0	0	151125
(2)	Central Government/State Government(s)/ President of India		0	14876	0	0	14876	0.084	0	0.08	0	0	0	0	0	0
3	Sub Total (B)(2)		1	14876	0	0	14876	0.084	0	0.08	0	0	0	0	0	0
(e-4)	Non-Institutions		0	0	0	0	0	0.000	0	0.000	0	0	0	0	0	0
	Individuals - shareholders holding nominal share capital up to Rs. 2 Lakh		0	2284276	0	0	2284276	12.740	0	12.74	0	0	0	0	0	1293613
(e-4)	Individual shareholders holding nominal share capital in excess of Rs. 2 Lakh		0	1250262	0	0	1250262	6.973	0	6.97	0	0	0	0	0	1250262
(a)	DHEERAJ KUMAR LOHIA	AHCPK2417L	15	24370	0	0	24370	1.459	0	1.46	0	0	0	0	0	24370
(b)	RAJ KUMAR LOHIA	AAFLP0031K	0	237087	0	0	237087	1.322	0	1.32	0	0	0	0	0	237087
(c)	DEEPA BAGLA	ADZPB4718L	0	319404	0	0	319404	1.781	0	1.78	0	0	0	0	0	319404
(d)	NEF-CA registered with RBI		0	0	0	0	0	0.000	0	0.000	0	0	0	0	0	0
(e)	Employees Trusts		0	0	0	0	0	0.000	0	0.000	0	0	0	0	0	0
(f)	Overseas Depositories (holding Dns/Balancing figure)		0	0	0	0	0	0.000	0	0.000	0	0	0	0	0	0
(g)	Any Other (Specify)		0	0	0	0	0	0.000	0	0.000	0	0	0	0	0	0
(h)	Sub Total (B)(3)		110	3018170	0	0	3018170	16.833	0	16.83	0	0	0	0	0	3003920
(i)	SOUTH EAST ASIAN TRUSTEE LIMITED	AJDC356868B	0	2500000	0	0	2500000	13.742	0	13.74	0	0	0	0	0	2500000
(j)	GREENVALE HOLDINGS INDIA	AAECC0352H	0	190711	0	0	190711	1.06	0	1.06	0	0	0	0	0	190711
(k)	Non-Resident		0	0	0	0	0	0.000	0	0.000	0	0	0	0	0	0
(l)	Regist.		1	6308	0	0	6308	0.035	0	0.03	0	0	0	0	0	6308
(m)	Trust		0	177	0	0	177	0.001	0	0.00	0	0	0	0	0	177
(n)	Other		0	0	0	0	0	0.000	0	0.000	0	0	0	0	0	0
(o)	Clearing Member		0	0	0	0	0	0.000	0	0.000	0	0	0	0	0	0
(p)	Sub Total (B)(4)		96328	648191	0	0	655011	3.651	0	3.65	0	0	0	0	0	648191
(B)-(B)(1)+(B)(2)+(B)(3)			16640	6730100	0	0	6730100	37.535	0	37.53	0	0	0	0	0	5701667




Table IV - Statement showing Shareholding Pattern of the Non Promoter - Non Public shareholder

Category code	Category and Name of the shareholders (i)	PAN (ii)	Number of shareholders (iii)	No. of fully paid up equity shares held (iv)	Partly paid-up equity held (v)	No. of shares underlying Depository Receipts (vi)	Total Nos. shares held (vii) = (iv)+(v)+(vi)	Shareholding % calculate as per SCRR 1957 As a % of (A+B+C2) (viii)	No of voting Rights held in each class of securities (ix)			No of shares underlying convertible securities (including warrants) (x)	Shareholding as a % assuming full conversion of convertible securities (as a % of diluted share capital) (xi) = as a % of A+B+C2	Number of Locked in shares (xii)		Number of shares pledged or otherwise encumbered (xiii)		Number of Shares held in dematerialized form (xiv)
									No of voting Rights Class X	No of voting Rights Class Y	Total No of voting Rights			No. (a)	As a % of total shares held (b)	No. (a)	As a % of total shares held (b)	
(1)	Custodian/ DR Holder		0	0	0	0	0	0.000	0	0	0	0	0	0	0.000	0	0.000	0
(2)	(Share Based Employee Benefit) Regulations, 2014		0	0	0	0	0	0.000	0	0	0	0	0	0	0.000	0	0.000	0
	Total Non-Promoter-Non Public Shareholding (C) = (C1)+(C2)		0	0	0	0	0	0.000	0	0	0	0	0	0	0.000	0	0.000	0

