

Format of Holding of Specified Securities

- 1 Name of the Listed entity: **KANCO ENTERPRISES LIMITED**
- 2 Scrip Code /Name of Scri/ Class of Security : CSE - 21381/10021381 , EQUITY
- 3 Share Holding Pattern filed under Reg 31(1)(b) for Quarter ended : **31.12.2017**
- 4 **DECLARATION** : The Listed Entity is required to submit the following declaration to the extent of Submission of information :

<b>Particulars</b>		
1	Whether the Listed Entity has issued any partly paid up shares ?	<b>NO</b>
2	Whether the Listed Entity has issued any Convertible Securities or Warrants ?	<b>NO</b>
3	Whether the Listed Entity has any shares against which Depository receipts are issued ?	<b>NO</b>
4	Whether the Listed Entity has any shares in locked-in ?	<b>NO</b>
5	Whether any shares held by Promoters are pledged or otherwise encumbered ?	<b>YES</b>




Table I - Summary Statement holding of specified securities

Category code (I)	Category and Name of the shareholders (II)	Number of shareholders (III)	No. of fully paid up equity shares held (IV)	Partly paid-up equity shares held (V)	No. of shares underlying Depository Receipts (VI)	Total Nos. shares held (VII = IV+V+VI)	Shareholding % calculate as per SCRR 1957 As a % of (A+B+C2) (VIII)	No of voting Rights held in each class of securities (IX)			Total as a % of (A+B+C)	No of shares underlying convertible Securities (including diluted share warrants) (X)	Shareholding as a % assuming full conversion of convertible securities as a % of diluted share capital (XI) = (VIII+X) as a % of A+B+C2	Number of Locked in shares (XII)		Number of shares pledged or otherwise encumbered (XIII)		Number of Shares held in dematerialized form (XIV)
								Class X	Class Y	Total				No.	As a % of total shares held (a)	No.	As a % of total shares held (b)	
(A)	Promoter and Promoter Group	8	11200274	0	0	11200274	62.465	11200274	0	11200274	62.465	0	0.000	5400638	48.219	11200274	0	
(B)	Public	16681	6730100	0	0	6730100	37.535	6730100	0	6730100	37.535	0	0.000	0	0.000	5705494	0	
(C)	Non Promoter - Non Public	0	0	0	0	0	0.000	0	0	0	0.000	0	0.000	0	0.000	0	0	
(C1)	Shares underlying DRs	0	0	0	0	0	0.000	0	0	0	0.000	0	0.000	0	0.000	0	0	
(C2)	Shares held by Employee Trusts	0	0	0	0	0	0.000	0	0	0	0.000	0	0.000	0	0.000	0	0	
	<b>Total</b>	<b>16689</b>	<b>17930374</b>	<b>0</b>	<b>0</b>	<b>17930374</b>	<b>100.000</b>	<b>17930374</b>	<b>0</b>	<b>17930374</b>	<b>100.000</b>	<b>0</b>	<b>0.000</b>	<b>5400638</b>	<b>30.120</b>	<b>16905768</b>	<b>0</b>	




Table II - Statement showing Shareholding Pattern of the Promoter and Promoter Group

Category code	Category and Name of the shareholders (i)	PAN (ii)	Number of shareholders (iii)	No. of fully paid up equity shares held (iv)	Partly paid-up equity held (v)	No. of shares underlying Depository Receipts (vi)	Total Nos. shares held (vii) = (iv)+(v)+(vi)	Shareholding % calculate as per SCRR 1957 (viii) = (A+B+C2) / Total as a % of (A+B+C2)	No. of voting Rights held in each class of securities (ix)			Total as a % of Total voting rights	No. of shares underlying convertible securities (including warrants) (x)	Shareholding as a % assuming full conversion of convertible securities as a % of diluted share capital (xi) = (A+B+C2) as a % of (A+B+C2)	Number of Locked in shares (xii)		Number of shares pledged or otherwise encumbered (xiii)		Number of Shares held in dematerialized form (xiv)		
									Class X	Class Y	Total				No.	As a % of total shares held (b)	No.	As a % of total shares held (b)			
1	Indian																				
(a)	Individuals/Hindu Undivided Family																				
	UMANG KANORIA	AGEPK6871A	1	4008929	0	0	4008929	22.358	4008929	0	4008929	22.358	0	22.358	0	0.00	0	0.00	0	4008929	
(b)	Central Government/State Government(s)								4008929	0	4008929	22.358	0	22.358	0	0.00	0	0.00	0	4008929	
(c)	Financial Institutions / Banks																				
(d)	Any Other (specify)																				
	I) Body Corporate		7	7191345	0	0	7191345	40.107	7191345	0	7191345	40.107	0	40.107	0	0.00	5400636	75.099	7191345		
	COSMOS RESOURCES PVT LTD	AABCC0483H	2	1326429	0	0	1326429	7.398	1326429	0	1326429	7.398	0.00	7.398	0.00	0.00	786406	59.287	1326429		
	B T INVESTMENTS PVT LTD	AABCB0774A	1	1528150	0	0	1528150	8.523	1528150	0	1528150	8.523	0.00	8.523	0.00	0.00	1528150	100.000	1528150		
	KANCO TEA & INDUSTRIES LTD	AABCD2065J	1	3314291	0	0	3314291	18.484	3314291	0	3314291	18.484	0.00	18.484	0.00	0.00	3086000	93.114	3314291		
	E T RESOURCES PVT LTD	AAACE5655N	1	422895	0	0	422895	2.359	422895	0	422895	2.359	0.00	2.359	0.00	0.00	0	0.000	422895		
	INNOVA PROPERTIES PRIVATE LTD	AAACI5660H	1	120000	0	0	120000	0.669	120000	0	120000	0.669	0.00	0.669	0.00	0.00	0	0.000	120000		
	FACTICON INVESTMENTS PVT LTD	AAACF3731G	1	94505	0	0	94505	0.527	94505	0	94505	0.527	0.00	0.527	0.00	0.00	0	0.000	94505		
	NIDHI PVT LTD	AABCN0126G	1	365075	0	0	365075	2.148	365075	0	365075	2.148	0.00	2.148	0.00	0.00	0	0.000	365075		
	Sub Total (A1)		8	11200274	0	0	11200274	62.465	11200274	0	11200274	62.465	0	62.465	0	0.00	5400636	48.219	11200274		
2	Foreign																				
(e)	Individuals (Non-Resident)																				
(f)	Government																				
(g)	Institutions																				
(h)	Foreign Portfolio Investor																				
(i)	Any Other (specify)																				
	Sub Total (A2)																				
	Total Shareholding of Promoter and Promoter Group (A)=(A1)+(A2)		8	11200274	0	0	11200274	62.465	11200274	0	11200274	62.465	0	62.465	0	0.00	5400636	48.219	11200274		





Table III - Statement showing Shareholding Pattern of the Public shareholder


Category code	Category and Name of the shareholders (i)	PAN (ii)	Number of shareholders (iii)	No. of fully paid up equity shares held (iv)	Partly paid-up equity shares held (v)	No. of shares underlying Depository Receipts (vi)	Total Nos. shares held (vii) = (iv)+(v)+(vi)	Shareholding % calculate as per SCRR 1957 As a % of (A+B+C2) (viii)	No of voting Rights held in each class of securities (ix)			No of shares underlying convertible securities (including warrants) (x)	Shareholding as a % assuming full conversion of convertible securities (as a % of diluted share capital) (xi) = as a % of A+B+C2	Number of Locked in shares (xii)		Number of shares pledged or otherwise encumbered (xiii)		Number of Shares held in dematerialized form (xiv)
									Total as a % of voting rights					No. (a)	As a % of total shares held (b)	No. (a)	As a % of total shares held (b)	
									Class X	Class Y	Total							
1	<b>Institutions</b>																	
(a)	Mutual Funds/UTI		7	54183	0	0	54183	0.302	54183	0	0.92	0	0.000	0	0.000	0	0.000	52885
(b)	Venture Capital Funds		0	0	0	0	0	0.000	0	0	0.000	0	0.000	0	0.000	0	0.000	0
(c)	Alternate Investment Funds		0	0	0	0	0	0.000	0	0	0.000	0	0.000	0	0.000	0	0.000	0
(d)	Foreign Venture Capital Investors		0	0	0	0	0	0.000	0	0	0.000	0	0.000	0	0.000	0	0.000	0
(e)	Foreign Portfolio Investors		0	0	0	0	0	0.000	0	0	0.000	0	0.000	0	0.000	0	0.000	0
(f)	Financial Institutions / Banks		3	1300	0	0	1300	0.007	1300	0	0.007	0	0.000	0	0.000	0	0.000	0
(g)	Insurance Companies		4	100450	0	0	100450	0.560	100450	0	0.560	0	0.000	0	0.000	0	0.000	100450
(h)	Provident Funds / Pension Funds		0	0	0	0	0	0.000	0	0	0.000	0	0.000	0	0.000	0	0.000	0
(i)	Any Other (specify)		0	0	0	0	0	0.000	0	0	0.000	0	0.000	0	0.000	0	0.000	0
	<b>Sub Total (B1)</b>		<b>14</b>	<b>155933</b>	<b>0</b>	<b>0</b>	<b>155933</b>	<b>0.870</b>	<b>155933</b>	<b>0</b>	<b>0.870</b>	<b>0</b>	<b>0.000</b>	<b>0</b>	<b>0.000</b>	<b>0</b>	<b>0.000</b>	<b>153135</b>
(2)	Central Government/State Government(s) / President of India		1	14976	0	0	14976	0.084	14976	0	0.084	0	0.000	0	0.000	0	0.000	0
	<b>Sub Total (B2)</b>		<b>1</b>	<b>14976</b>	<b>0</b>	<b>0</b>	<b>14976</b>	<b>0.084</b>	<b>14976</b>	<b>0</b>	<b>0.084</b>	<b>0</b>	<b>0.000</b>	<b>0</b>	<b>0.000</b>	<b>0</b>	<b>0.000</b>	<b>0</b>
3	Non-institutions		0	0	0	0	0	0.000	0	0	0.000	0	0.000	0	0.000	0	0.000	0
(a*)	Individuals - Shareholders holding nominal share capital up to Rs 2 Lakh		16538	2308091	0	0	2308091	12.873	2308091	0	12.873	0	0.000	0	0.000	0	0.000	1321125
(a*)	Individual shareholders holding nominal share capital in excess of Rs. 2 Lakh		15	1250262	0	0	1250262	6.973	1250262	0	6.973	0	0.000	0	0.000	0	0.000	1250262
(b)	SHREEBHAKAR KUMAR LOPIA	AHCPK2417L	1	261570	0	0	261570	1.459	261570	0	1.459	0	0.000	0	0.000	0	0.000	261570
(c)	RAJ KUMAR LOPIA	AAFLP0031K	1	237087	0	0	237087	1.322	237087	0	1.322	0	0.000	0	0.000	0	0.000	237087
(d)	DEEPA BAGLA	ADZP8478L	1	319404	0	0	319404	1.781	319404	0	1.781	0	0.000	0	0.000	0	0.000	319404
(e)	NBFCs registered with RBI		0	0	0	0	0	0.000	0	0	0.000	0	0.000	0	0.000	0	0.000	0
(f)	Employee Trusts		0	0	0	0	0	0.000	0	0	0.000	0	0.000	0	0.000	0	0.000	0
(g)	Business Depositories (holding Depository Receipts)		0	0	0	0	0	0.000	0	0	0.000	0	0.000	0	0.000	0	0.000	0
(h)	Any Other (specify)		0	0	0	0	0	0.000	0	0	0.000	0	0.000	0	0.000	0	0.000	0
(i)	Body Corporate		102	2894160	0	0	2894160	16.699	2894160	0	16.699	0	0.000	0	0.000	0	0.000	2894160
(j)	SOUTHERN LEASE FINANCE LIMITED	AAQCS686B	1	2500000	0	0	2500000	13.943	2500000	0	13.943	0	0.000	0	0.000	0	0.000	2500000
(k)	CREDWYN HOLDINGS INDIA	AAABCC522H	1	1907111	0	0	1907111	1.064	1907111	0	1.064	0	0.000	0	0.000	0	0.000	1907111
(l)	NRI		10	6501	0	0	6501	0.036	6501	0	0.036	0	0.000	0	0.000	0	0.000	6501
(m)	Non-Repatriable		1	177	0	0	177	0.001	177	0	0.001	0	0.000	0	0.000	0	0.000	177
(n)	Trust		0	0	0	0	0	0.000	0	0	0.000	0	0.000	0	0.000	0	0.000	0
(o)	Clearing Member		16666	6559191	0	0	6559191	36.581	6559191	0	36.581	0	0.000	0	0.000	0	0.000	6559191
	<b>Sub Total (B3)</b>		<b>16681</b>	<b>6730100</b>	<b>0</b>	<b>0</b>	<b>6730100</b>	<b>37.535</b>	<b>6730100</b>	<b>0</b>	<b>37.535</b>	<b>0</b>	<b>0.000</b>	<b>0</b>	<b>0.000</b>	<b>0</b>	<b>0.000</b>	<b>5705494</b>
	<b>(B)=(B1)+(B2)+(B3)</b>																	



*[Handwritten Signature]*

Table IV - Statement showing Shareholding Pattern of the Non Promoter - Non Public shareholder

Category code	Category and Name of the shareholders (i)	PAN (ii)	Number of shareholders (iii)	No. of fully paid up equity shares held (iv)	Partly paid-up equity held (v)	No. of shares underlying Depository Receipts (vi)	Total Nos. shares held (vii) = (iv)+(v)+(vi)	Shareholding % calculate as per SCRR 1957 As a % of (A+B+C2) (viii)	No of voting Rights held in each class of securities (ix)			Shareholding as a % assuming full conversion of convertible securities (as a % of diluted share capital) (xi) = as a % of A+B+C2	Number of Locked in shares (xii)		Number of shares pledged or otherwise encumbered (xiii)		Number of Shares held in dematerialized form (xiv)	
									No of Class X	No of Class Y	Total		No. (a)	As a % of total shares held (b)	No. (a)	As a % of total shares held (b)		
(1)	Custodian/ DR Holder		0	0	0	0	0	0.000	0	0	0	0	0	0	0	0	0	0
(2)	(Share Based Employee Benefit) Regulations, 2014)		0	0	0	0	0	0.000	0	0	0	0	0	0	0	0	0	0
	<b>Total Non-Promoter-Non Public Shareholding (C) = (C1)+(C)2)</b>		<b>0</b>	<b>0</b>	<b>0</b>	<b>0</b>	<b>0</b>	<b>0.000</b>	<b>0</b>	<b>0</b>	<b>0</b>	<b>0</b>	<b>0</b>	<b>0</b>	<b>0</b>	<b>0</b>	<b>0</b>	<b>0</b>



*[Handwritten Signature]*