

Format of Holding of Specified Securities

- 1 Name of the Listed entity: **KANCO ENTERPRISES LIMITED (INE248D01011)**
- 2 Scrip Code /Name of Scri/ Class of Security : CSE - 10021381 , EQUITY
- 3 Share Holding Pattern filed under Reg 31(1)(b) for Quarter ended : **30.06.2018**
- 4 **DECLARATION** : The Listed Entity is required to submit the following declaration to the extent of Submission of information :

		Yes	No
1	Whether the Listed Entity has issued any partly paid up shares ?		NO
2	Whether the Listed Entity has issued any Convertible Securities ?		NO
3	Whether the Listed Entity has issued any Warrants ?		NO
4	Whether the Listed Entity has any shares against which Depository receipts are issued ?		NO
5	Whether the Listed Entity has any shares in locked-in ?		NO
6	Whether any shares held by Promoters are pledged or otherwise encumbered ?	YES	
7	Whether Company has equity shares with differential voting rights		NO




Table I - Summary Statement holding of specified securities

Category code (I)	Category and Name of the shareholders (II)	Number of shareholders (III)	No. of fully paid up equity shares held (IV)	Partly paid-up equity shares held (V)	No. of shares underlying Depository Receipts (VI)	Total Nos. shares held (VII) = IV+V+VI	Shareholding % calculate as per SCRR 1957 As a % of (A+B+C2) (VIII)	No of voting Rights held in each class of securities (IX)			No of shares underlying convertible Securities (including warrants) (X)	Shareholding as a % assuming full convertible securities (as a % of diluted share capital) (XI) = (VII)+(X) as a % of A+B+C2	Number of Locked in shares (XII)		Number of shares pledged or otherwise encumbered (XIII)		Number of Shares held in dematerialized form (XIV)
								Class X	Class Y	Total			No (a)	As a % of total shares held (b)	No. (a)	As a % of total shares held (b)	
(A)	Promoter and Promoter Group	8	11200274	0	0	11200274	62.465	0	11200274	0	0.000	5400636	48.219	11200274			11200274
(B)	Public	16709	6730100	0	0	6730100	37.535	0	6730100	0	0.000	0	0.000	0	0.000	0	5710641
(C)	Non Promoter - Non Public	0	0	0	0	0	0.000	0	0	0	0.000	0	0.000	0	0.000	0	0
(C1)	Shares underlying DRs	0	0	0	0	0	0.000	0	0	0	0.000	0	0.000	0	0.000	0	0
(C2)	Shares held by Employee Trusts	0	0	0	0	0	0.000	0	0	0	0.000	0	0.000	0	0.000	0	0
	Total	16717	17930374	0	0	17930374	100.000	0	17930374	0	0.000	5400636	30.120	16910015			16910015




Table II - Statement showing Shareholding Pattern of the Promoter and Promoter Group

Category code	Category and Name of the shareholders (i)	PAN (ii)	Number of shareholders (iii)	No. of fully paid up equity shares held (iv)	Partly paid-up equity shares held (v)	No. of shares underlying Depository Receipts (vi)	Total Nos. shares held (vii) = (iv)+(v)+(vi)	Shareholding % as per SCRR 1987 As a % of (A+B+C2) (viii)	No. of voting Rights held in each class of securities (ix)			No. of shares underlying convertible securities (including warrants) (x)	Shareholding as a % assuming full conversion of convertible securities (as a % of diluted share capital) (xi) = as a % of A+B+C2	Number of Locked in shares (xii)		Number of shares pledged or otherwise encumbered (xiii)		Number of Shares held in dematerialized form (xiv)
									Class X	Class Y	Total			No. (a)	As a % of total shares held (b)	No. (a)	As a % of total shares held (b)	
1	Indian																	
(a)	Individuals/Hindu Undivided Family		1	4008929	0	0	4008929	22.358	0	0	0	0	22.358	0	0.00	0	0.000	4008929
(b)	UMANG KANORIA	AGEFK6971A		4008929	0	0	4008929	22.358					22.358	0	0.00	0	0.000	4008929
(c)	Central Government/State Government(s)																	
(d)	Financial Institutions / Banks																	
(e)	Any Other (specify)																	
(f)	Body Corporate		7	7191345	0	0	7191345	40.107					40.107	0	0.00	5400636	75.099	7191345
(g)	COSMOS RESOURCES PVT LTD	AABCC0463H		1326429	0	0	1326429	7.398					7.398	0	0.00	765476	13.264	1326429
(h)	BT INVESTMENTS PVT LTD	AABCB0744A		1528150	0	0	1528150	8.523					8.523	0	0.00	1528150	26.114	1528150
(i)	KANCO TEA & INDUSTRIES LTD	AABCD2865J		3314291	0	0	3314291	18.484					18.484	0	0.00	3056090	53.114	3314291
(j)	ET RESOURCES PVT LTD	AAACE6655N		422895	0	0	422895	2.359					2.359	0	0.00	0	0.000	422895
(k)	INNOVA PROPERTIES PRIVATE LTD	AAACI6660H		120000	0	0	120000	0.669					0.669	0	0.00	0	0.000	120000
(l)	FACTOON INVESTMENTS PVT LTD	AAACF3731G		94505	0	0	94505	0.527					0.527	0	0.00	0	0.000	94505
(m)	NIDHI PVT LTD	AABCN0126G		385075	0	0	385075	2.146					2.146	0	0.00	0	0.000	385075
	Sub Total (A)(1)		8	11200274	0	0	11200274	62.465					62.465	0	0.00	5400636	48.219	11200274
2	Foreign																	
(a)	Individuals (Non-Resident)																	
(b)	Individuals/Foreign Individuals																	
(c)	Government																	
(d)	Institutions																	
(e)	Foreign Portfolio Investor																	
(f)	Any Other (specify)																	
	Sub Total (A)(2)																	
	Total Shareholding of Promoter and Promoter group (A)(1)+(A)(2)		8	11200274	0	0	11200274	62.465					62.465	0	0.00	5400636	48.219	11200274




Table III - Statement showing Shareholding Pattern of the Public shareholder

Category code	Category and Name of the shareholders (i)	PAN (ii)	Number of shareholders (iii)	No. of fully paid up equity shares held (iv)	Partly paid-up equity shares held (v)	No. of shares underlying Depository Receipts (vi)	Total Nos. shares held (vii) = (iv)+(v)+(vi)	Shareholding % calculate as per SCRR 1957 As a % of (A+B+C2) (viii)	No. of voting Rights held in each class of securities (ix)			No. of shares underlying convertible Securities (including warrants) (x)	Shareholding as a % assuming full conversion of diluted share capital (xi) = (x) + (viii)	Number of Locked in shares (xii)		Number of shares pledged or otherwise encumbered (xiii)	Number of Shares held in dematerialized form (xiv)
									Class X	Class Y	Total			No. (a)	As a % of total shares held (b)		
1	<b>Institutions</b>																
(a)	Mutual Funds/AUTI		7	54183	0	0	54183	0.302	54183	0	0	0	0.302	0	0.000	0	52685
(b)	Venture Capital Funds		0	0	0	0	0	0.000	0	0	0	0	0.000	0	0.000	0	0
(c)	Alternate Investment Funds		0	0	0	0	0	0.000	0	0	0	0	0.000	0	0.000	0	0
(d)	Foreign Venture Capital Investors		0	0	0	0	0	0.000	0	0	0	0	0.000	0	0.000	0	0
(e)	Foreign Portfolio Investors		0	0	0	0	0	0.000	0	0	0	0	0.000	0	0.000	0	0
(f)	Financial Institutions / Banks		3	1300	0	0	1300	0.007	1300	0	0	0	0.007	0	0.000	0	1040
(g)	Insurance Companies		4	100450	0	0	100450	0.560	100450	0	0	0	0.560	0	0.000	0	100450
(h)	Pension Funds		4	100450	0	0	100450	0.560	100450	0	0	0	0.560	0	0.000	0	100450
(i)	Provident Funds / Pension Funds		0	0	0	0	0	0.000	0	0	0	0	0.000	0	0.000	0	0
(j)	Other (Specify)		0	0	0	0	0	0.000	0	0	0	0	0.000	0	0.000	0	0
(k)	Sub Total (B)(i)		14	155933	0	0	155933	0.870	155933	0	0	0	0.870	0	0.000	0	15475
(2)	Central Govt./State Govt. (Specify) President of India		1	14976	0	0	14976	0.084	14976	0	0	0	0.084	0	0.000	0	0
(3)	Non-institutions		0	14976	0	0	14976	0.084	14976	0	0	0	0.084	0	0.000	0	0
(a-1)	Individual shareholders holding nominal share capital up to Rs 2 Lakh		0	2306143	0	0	2306143	12.862	2306143	0	0	0	12.862	0	0.000	0	1323349
(a-2)	Individual shareholders holding nominal share capital in excess of Rs. 2 Lakh		15	1258712	0	0	1258712	7.020	1258712	0	0	0	7.020	0	0.000	0	1258712
(b)	DHEERAJI KUMAR LOHIA	AHCPK2417L	1	261570	0	0	261570	1.459	261570	0	0	0	1.459	0	0.000	0	261570
(c)	RAJ KUMAR LOHIA	AAEPL0031K	1	237087	0	0	237087	1.322	237087	0	0	0	1.322	0	0.000	0	237087
(d)	DEEPA BAGLA	ADZPB471BL	1	319404	0	0	319404	1.781	319404	0	0	0	1.781	0	0.000	0	319404
(e)	NBFCs registered with RBI		0	0	0	0	0	0.000	0	0	0	0	0.000	0	0.000	0	0
(f)	Employers/Trusts		0	0	0	0	0	0.000	0	0	0	0	0.000	0	0.000	0	0
(g)	Companies/Depositories (holding DRs)(balancing figure)		0	0	0	0	0	0.000	0	0	0	0	0.000	0	0.000	0	0
(h)	Any Other (specify)		0	0	0	0	0	0.000	0	0	0	0	0.000	0	0.000	0	0
(i)	Sub Total (B)(ii)		95	2986473	0	0	2986473	16.656	2986473	0	0	0	16.656	0	0.000	0	2972233
(j)	South Corporate		2500000	0	0	0	2500000	13.943	2500000	0	0	0	13.943	0	0.000	0	2500000
(k)	SOUTHERN LEASE FINANCE LIMITED	AA0CS8568B	1	190711	0	0	190711	1.064	190711	0	0	0	1.064	0	0.000	0	190711
(l)	CREDWYN HOLDINGS INDIA	AA0BCC052FH	1	6808	0	0	6808	0.038	6808	0	0	0	0.038	0	0.000	0	6808
(m)	Director & Relatives		1	65	0	0	65	0.000	65	0	0	0	0.000	0	0.000	0	65
(n)	Employee		1	600	0	0	600	0.003	600	0	0	0	0.003	0	0.000	0	600
(o)	LLP		1	390	0	0	390	0.002	390	0	0	0	0.002	0	0.000	0	390
(p)	UPI		0	0	0	0	0	0.000	0	0	0	0	0.000	0	0.000	0	0
(q)	Trust		0	0	0	0	0	0.000	0	0	0	0	0.000	0	0.000	0	0
(r)	Cleaning Member		16884	6688181	0	0	6688181	37	6688181	0	0	0	37	0	0.000	0	6688181
(w)	Sub Total (B)(iii)		16709	6730100	0	0	6730100	37.535	6730100	0	0	0	37.535	0	0.000	0	5710641
(B)-(E)(1)+(B)(2)+(B)(3)																	



Table IV - Statement showing Shareholding Pattern of the Non Promoter - Non Public shareholder

Category code	Category and Name of the shareholders (i)	PAN (ii)	Number of shareholders (iii)	No. of fully paid up equity shares held (iv)	Partly paid-up equity shares held (v)	No. of shares underlying Depository Receipts (vi)	Total Nos. shares held (vii) = (iv)+(v)+(vi)	Shareholding % calculate as per SCRR 1957 As a % of (A+B+C2) (viii)	No of voting Rights held in each class of securities (ix)			No of shares underlying convertible securities (including warrants) (x)	Shareholding as a % assuming full conversion of convertible securities (as a % of diluted share capital) (xi) = as a % of A+B+C2	Number of Locked in shares (xii)		Number of shares pledged or otherwise encumbered (xiii)		Number of Shares of Shares held in dematerialized form (xiv)
									No of voting Class X	No of voting Class Y	Total a % Total voting rights			No. (a)	As a % of total shares held (b)	No. (a)	As a % of total shares held (b)	
(1)	Custodian/ DR Holder	0	0	0	0	0	0	0.000	0	0	0	0	0	0	0	0	0	0
(2)	(Share Based Employee Benefit) Regulations, 2014)	0	0	0	0	0	0	0.000	0	0	0	0	0	0	0	0	0	0
	Total Non-Promoters-Non Public Shareholding (C) = (C1)+(C)(2)	0	0	0	0	0	0	0.000	0	0	0	0	0	0	0	0	0	0

